

# AQUALINE™ OPEN *range*

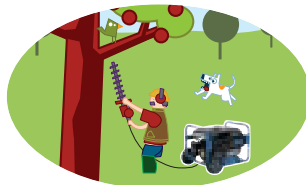
*Compact and versatile*



*Recreational activities*



*Gardening*





## CLEAR 1

Ø: 1" - 25 mm  
 Flow: 6.6 m³/h  
 Maximal pressure: 3 bar  
 Run time: 1 hour  
 Height of elevation: 30m  
 MITSUBISHI® TLE 20 engine (2 stroke)  
 Weight: 4.9 kg



Graphite cast iron propeller



Carbon ceramic mechanical seal



Automatic priming



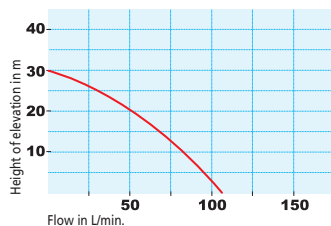
2-year warranty

### INCLUDED ACCESSORIES



gift

Piping kit with the CLEAR 1 water pump made up of 5m suction + 10m lift.



## ST 2.36 H

Ø: 2" - 50 mm  
 Flow: 36 m³/h  
 Maximal pressure: 2.9 bar  
 Run time: 2 hours  
 Height of elevation: 29m  
 HONDA® GX 120 engine  
 Weight: 23 kg



Graphite cast iron propeller



Carbon ceramic mechanical seal



Automatic priming

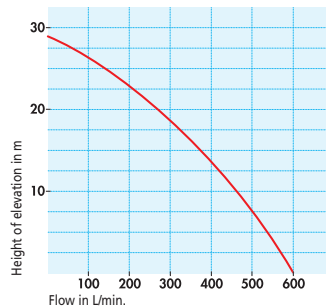


2-year warranty

### OPTION



Optional piping kit for ST 2.36 H water pump made up of 5m suction + 25m lift.



## HP 2.26 H

High pressure pump  
 Ø: 2" - 50 mm • Flow: 26.4 m³/h  
 Maximal pressure: 5.7 bar  
 Run time: 3.4 hours  
 Height of elevation: 57m  
 HONDA® OHV GX 160 engine  
 Weight: 30 kg



Graphite cast iron propeller



Carbon ceramic mechanical seal



Automatic priming



2-year warranty

### OPTION

#### Fire safety application

This multifunction, high pressure pump with its powerful height of elevation and its optional lance kit is the essential tool for fighting fires until the emergency services arrive.

