

ENERGY SOLUTIONS POWERED BY FPT.



POWERING THE FUTURE



FPT Power Generation offer.

Fiat Powertrain Technologies Power Generation offer includes standard and special groups, plant and after-sale services. The range of standard power sets covers the main applications, such as emergency services and self-generation.

FPT engines line-up for Power Generation segment includes F, N, C and V series ranging from 30 to 720 kVA. Products portfolio includes an extremely wide offer of customized configurations: complete either open or closed power sets equipped with sub-frames, electrical machinery, control panels.

Power sets in containers are available to provide high kVA output used in emergency installations and to generate electricity for on-shore and off-shore petroleum or gas platforms.

Low voltage distribution panels, specific shelters and resistances complete the product mix.

A strong Customer orientation allows FPT to satisfy peculiar requirements of contractors, such as Armed Forces, telephone operators and energy distributors, with products tailor-made and turnkey supplied.

Environmental respect, top priority for FPT, finds in genset installations the perfect match with outstanding performance.

2H ENERGY powered by FPT.

2H Energy is a Fiat Powertrain Technologies company, involved in research, development, production and distribution of special systems for Power Generation applications.

2H Energy supplies clients with complete solutions in various sectors: telecommunications, military, nuclear, transport applications, hospitals, oil & gas and industry. Products are available in both Standard and Rental configurations to better satisfy market requirements.

FPT Footprint. Europe.



2H ENERGY
POWERED BY **FPT**
FECAMP PLANT
R&D CENTER



FPT Footprint. Rest of the world.



Open gensets from 30 to 720 kVA.

GE MODEL	POWER KVA [1]				OPEN RANGE - 30 TO 720 KVA Engine specification					DIMENSIONS (MM)			DRY WEIGHT KG [2]	GENERATOR TYPE		
	50 Hz		60 Hz		G-DRIVE	NO. OF CYL/AIR FEEDING	INJECTION SYSTEM	DISPLACEMENT LITERS	HOMOLOGATION CLASS	L	W	H		MARELLI	MECCALTE	STAMFORD
	PRIME	STAND BY	PRIME	STAND BY												
GEF30MA	30	33	35	38	F32AM1A	4L/NA	M	3,2	Stage II (EU)	1833	730	1416	614	MJB160MB4	ECO28VL4	BCI184G16
GEF40MA	40	44	47	51	F32SM1A	4L/TC	M	3,2	Stage II (EU)	1833	730	1416	659	MJB200SA4	ECO323S4	ECO-184J
GEF50MA	50	55	58	63	F32TM1A	4L/TAA	M	3,2	Stage II (EU)	1833	730	1416	754	MJB200MA4	ECO321L4	UCD224D16
GEN45MA	45	50	50	55	N45AM1A	4L/NA	M	4,5	Stage II (EU)	2300	730	1285	~1000	MJB200MA4	ECO32-IL/4	UC224D16
GEN60MA	60	66	66	73	N45SM1A	4L/TC	M	4,5	Stage II (EU)	2300	730	1322	~1080	MJB200MB4	ECO 32-2L/4	UC224E16
GEN75MA	75	82	75	82	N45SM2A	4L/TC	M	4,5	Stage II (EU)	2300	730	1322	~1110	MJB225SA4	ECP34-1S/4	UC224G16
GEN85MA	85	94	100	110	N45TM1A	4L/TAA	M	4,5	Stage II (EU)	2300	730	1475	~1130	MJB225SB4	ECP34-1S/4	UC224G16
GEN100MA	100	110	110	121	N45TM2A	4L/TAA	M	4,5	Stage II (EU)	2300	730	1475	~1160	MJB225MA4	ECP34-1S/4	UCI274C16
GEN125MA	125	138	138	160	N67SM1	6L/TC	M	4,5	-	2800	780	1423	~1300	MJB225LA4	ECP34-2S/4	UCI274E16
GEN130MA	130	143	143	160	N67TM2A	6L/TAA	M	6,7	Stage II (EU)	2800	780	1423	~1315	MJB225MA4	ECP34-1L/4	UCI274E16
GEN160MA	160	176	176	187	N67TM3A	6L/TAA	M	6,7	Stage II (EU)	2800	780	1423	~1440	MJB250LA4	ECP34-2L/4	UCI274F16
GEN200MA	200	220	220	248	N67TE2A	6L/TAA	ECR	6,7	Stage II (EU)	2800	780	1423	~1570	MJB250LA4	ECO38-2SN/4	UCI274H16
GEC250ED	250	275	275	297	C87TE1D	6L/TAA	ECR	6,7	Stage II (EU) / Tier 3 (US)	3020	1055	1690	~1950	MJB250LB4	ECO38-1LN/4	UCI274K
GEC300ED	300	330	330	363	C10TE1D	6L/TAA	EUI	8,7	Stage II (EU) / Tier 3 (US)	3530	1100	1858	~2250	MJB315SA4	ECO38-2LN/4	HC4441D
GEC350EA	350	385	385	418	C13TE2A	6L/TAA	EUI	10,3	Stage II (EU)	3530	1100	1820	~2410	MJB315SB4	ECO38-3LN/4	HC4441E
GEC400EA	400	440	440	462	C13TE3A	6L/TAA	EUI	12,9	Stage II (EU)	3530	1286	1938	~2600	MJB315MA4	ECO40-1S/4	HC4441F
GEV650E	650	715	715	770	V20TE1	8V/TAA	ECR	20,1	TA LUFT (EU)	3536	1563	2294	~4930	MJB355MB/4	LSA491M6	HCI634G1
GEV720E	720	800	800	880	V20TE2	8V/TAA	ECR	20,1	Tier 2 (US)	3536	1563	2294	~4930	MJB355MB/4	LSA491M6	HCI634G1

(1) Performance according to ISO 8528 conditions. Power factor 0,8.

(2) Dry weight with standard accessories (may change depending on alternator type).

LEGEND

AIR INTAKE
 NA: Naturally aspirated
 TC: Turbocharged
 TAA: Turbocharged aftercooled

INJECTION SYSTEM
 M: Mechanical Injection
 ECR: Electronic Common Rail
 EUI: Electronic Unit Injector

GLOSSARY

PRIME POWER

Maximum power available with varying loads for an unlimited number of hours. The average power output during a 24 h period of operation must not exceed 80% of the declared prime power between the prescribed maintenance intervals and at standard environmental conditions. A 10% overload is permissible for 1 hour every 12 hours of operation.

STAND-BY POWER

Maximum power available for a period of 500 hours/year with a mean load factor of 90% of declared stand-by power. Any kind of overload is permissible for this use.

Open gensets from 30 to 720 kVA. Features.

RELIABILITY

- Compact lay-out
- High quality level of components

CUSTOMIZATION

- Manual control panel: Manual Mage
- Automatic control panel: Compact Mage
- 3P or 4P circuit breaker availability
- Automatic Transfer Switch (available as option)

MAINTENANCE & SERVICEABILITY

- Best in class for oil and filters change intervals (600 hours)
- Easy access for maintenance operations

ENVIRONMENTAL CARE

- Powered by low emissions engines

FLEXIBILITY

- Integrated Fuel Tank (F series: 80 lt; N series: 180 lt; C series: 500 lt; V series: 500/1000 lt)

SAFETY

- Hot parts protection grids availability

Standard soundproofed groups from 30 to 200 kVA.

GS MODEL	POWER KVA [1]				SOUNDPROOFED STANDARD RANGE - 30 TO 200 KVA Engine specification					DIMENSIONS (MM)			WEIGHT KG [2]	SOUND LEVEL		
	50 Hz		60 Hz		G-DRIVE	NO. OF CYL/AIR FEEDING	INJECTION SYSTEM	DISPLACEMENT LITERS	HOMOLOGATION CLASS	L	W	H		GUARANTEED LWA (A) DBA	MEASURED LWA (A) DBA [3]	LPM DBA [4]
	PRIME	STAND BY	PRIME	STAND BY												
GSF30MA.S	30	33	35	38	F32AM1A	4L/NA	M	3,2	Stage II (EU)	2460	992	1381	~1000	-	-	-
GSF40MA.S	40	44	47	51	F32SM1A	4L/TC	M	3,2	Stage II (EU)	2460	992	1381	~1000	-	-	-
GSF50MA.S	50	55	58	63	F32TM1A	4L/TAA	M	3,2	Stage II (EU)	2460	992	1381	~1000	-	-	-
GSN45MA.S	45	50	50	55	N45AM1A	4L/NA	M	4,5	Stage II (EU)	2750	1100	1692	~1590	96,5	95	77
GSN60MA.S	60	66	66	73	N45SM1A	4L/TC	M	4,5	Stage II (EU)	2750	1100	1692	~1590	96,7	95	77
GSN75MA.S	75	82	75	82	N45SM2A	4L/TC	M	4,5	Stage II (EU)	2750	1100	1692	~1650	96,8	95	77
GSN85MA.S	85	94	100	110	N45TM1A	4L/TAA	M	4,5	Stage II (EU)	2750	1100	1692	~1650	96,8	95	78
GSN100MA.S	100	110	110	121	N45TM2A	4L/TAA	M	4,5	Stage II (EU)	2750	1100	1692	~1730	96,9	96	79
GSN125MA.S	125	138	138	160	N67SM1	6L/TC	M	6,7	-	3600	1170	1835	~1860	97	96	77
GSN130MA.S	130	143	143	160	N67TM2A	6L/TAA	M	6,7	Stage II (EU)	3600	1170	1835	~1860	96,7	97	79
GSN160MA.S	160	176	176	187	N67TM3A	6L/TAA	M	6,7	Stage II (EU)	3600	1170	1835	~1970	96,8	97,1	79
GSN200MA.S	200	220	220	248	N67TE2A	6L/TAA	ECR	6,7	Stage II (EU)	3600	1170	1835	~2130	96,8	97,2	80

[1] Performance according to ISO 8528 conditions. Power factor 0,8.

[2] With oil and water, without fuel.

[3] Sound Power level measurement according to European directive 2005/88/EC.

[4] Mean Sound Pressure Level: non contractual.

For generators, see Marelli and Meccalte models for open gensets.

LEGEND

AIR INTAKE
 NA: Naturally aspirated
 TC: Turbocharged
 TAA: Turbocharged aftercooled

INJECTION SYSTEM
 M: Mechanical Injection
 ECR: Electronic Common Rail

GLOSSARY

PRIME POWER

Maximum power available with varying loads for an unlimited number of hours. The average power output during a 24 h period of operation must not exceed 80% of the declared prime power between the prescribed maintenance intervals and at standard environmental conditions. A 10% overload is permissible for 1 hour every 12 hours of operation.

STAND-BY POWER

Maximum power available for a period of 500 hours/year with a mean load factor of 90% of declared stand-by power. Any kind of overload is permissible for this use.

Standard soundproofed groups from 30 to 200 kVA. Features.

RELIABILITY

- Compact lay-out
- High quality level of components
- Top air outlet location

CUSTOMIZATION

- Removable canopy for open set application
- Key start control panel: Manual Mage
- Automatic control panel: Compact Mage
- 3P or 4P circuit breaker availability
- Automatic Transfer Switch (available as option)

MAINTENANCE & SERVICEABILITY

- Best in class for oil and filters change intervals (600 hours)
- Easy access for maintenance operations
- Single point lifting

ENVIRONMENTAL CARE

- Powered by low emissions engines
- Noise reduction

FLEXIBILITY

- Integrated Fuel Tank (F series: 80 lt; N series: 180 lt)

Rental soundproofed groups from 45 to 720 kVA.

GS MODEL	POWER KVA [1]				SOUNDPROOFED RENTAL RANGE - 45 TO 720 KVA Engine specification					DIMENSIONS (MM)			WEIGHT KG [2]	SOUND LEVEL		
	50 Hz		60 Hz		G-DRIVE	NO. OF CYL/AIR FEEDING	INJECTION SYSTEM	DISPLACEMENT LITERS	HOMOLOGATION CLASS	L	W	H		GUARANTEED LWA [A] DBA	MEASURED LWA [A] DBA [3]	LPM DBA [4]
	PRIME	STAND BY	PRIME	STAND BY												
GSN45MA.A	45	50	50	55	N45AM1A	4L/NA	M	4,5	Stage II (EU)	2950	1100	1681	~1590	96,5	94	75
GSN60MA.A	60	66	66	73	N45SM1A	4L/TC	M	4,5	Stage II (EU)	2950	1100	1681	~1600	96,7	94	75
GSN75MA.A	75	82	75	82	N45SM2A	4L/TC	M	4,5	Stage II (EU)	2950	1100	1681	~1650	96,8	94	75
GSN85MA.A	85	94	100	110	N45TM1A	4L/TAA	M	4,5	Stage II (EU)	2950	1100	1681	~1700	96,8	94	76
GSN100MA.A	100	110	110	121	N45TM2A	4L/TAA	M	4,5	Stage II (EU)	2950	1100	1681	~1750	96,9	96	77
GSN130MA.A	130	143	145	160	N67TM2A	6L/TAA	M	6,7	Stage II (EU)	3600	1200	1980	~2340	97	96	77
GSN160MA.A	160	176	170	187	N67TM3A	6L/TAA	M	6,7	Stage II (EU)	3600	1200	1980	~2450	97,1	96	77
GSN200EA.A	200	220	225	248	N67TE2A	6L/TAA	ECR	6,7	Stage II (EU)	3600	1200	1980	~2610	97,2	97	78
GSC250ED.A	250	275	270	297	C87TE1D	6L/TAA	ECR	8,7	Stage II (EU)/Tier3(US)	4150	-	2181	~3470	97,3	97	78
GSC300ED.A	300	330	330	363	C10TE1D	6L/TAA	EUI	10,3	Stage II (EU)/Tier3(US)	4150	-	2181	~3900	97,4	97	78
GSC350EA.A	350	385	380	418	C13TE2A	6L/TAA	EUI	12,9	Stage II (EU)	4500	1600	2361	~4150	97,4	97	78
GCS400EA.A	400	440	420	462	C13TE3A	6L/TAA	EUI	12,9	Stage II (EU)	4500	1600	2361	~4250	97,5	97	78
GSV650E.A	650	715	700	770	V20TE1	8V/TAA	ECR	20,1	TA LUFT (EU)	Cointainer 20"	-	-	~900	-	-	85
GSV720E.A	720	800	800	880	V20TE2	8V/TAA	ECR	20,1	Tier 2 (US)	Cointainer 20"	-	-	~900	-	-	85

[1] Performance according to ISO 8528 conditions. Power factor 0,8.

[2] With oil and water, without fuel.

[3] Sound Power level measurement according to European directive 2005/88/EC.

[4] Mean Sound Pressure Level: non contractual.

For generators, see Marelli and Meccalte models for open gensets.

LEGEND

AIR INTAKE
 NA: Naturally aspirated
 TC: Turbocharged
 TAA: Turbocharged aftercooled

INJECTION SYSTEM
 M: Mechanical Injection
 ECR: Electronic Common Rail
 EUI: Electronic Unit Injector

GLOSSARY

PRIME POWER

Maximum power available with varying loads for an unlimited number of hours. The average power output during a 24 h period of operation must not exceed 80% of the declared prime power between the prescribed maintenance intervals and at standard environmental conditions. A 10% overload is permissible for 1 hour every 12 hours of operation.

STAND-BY POWER

Maximum power available for a period of 500 hours/year with a mean load factor of 90% of declared stand-by power. Any kind of overload is permissible for this use.

Rental soundproofed groups from 45 to 720 kVA. Features.

RELIABILITY

- Compact lay-out
- High quality level of components
- Top air outlet location

CUSTOMIZATION

- Removable canopy for open set application
- Key start control panel: Manual Mage
- Automatic control panel: Compact Mage
- Fully synchronized automatic control panel: Mage DSP
- 3P or 4P circuit breaker availability
- Automatic Transfer Switch (available as option)
- Single point lifting (available as option)
- Front air outlet location (available as option)
- Extra fuel tank (available as option)

MAINTENANCE & SERVICEABILITY

- Best in class for oil and filters change intervals (600 hours)
- Easy access for maintenance operations
- Fork lift pocket and four points lifting

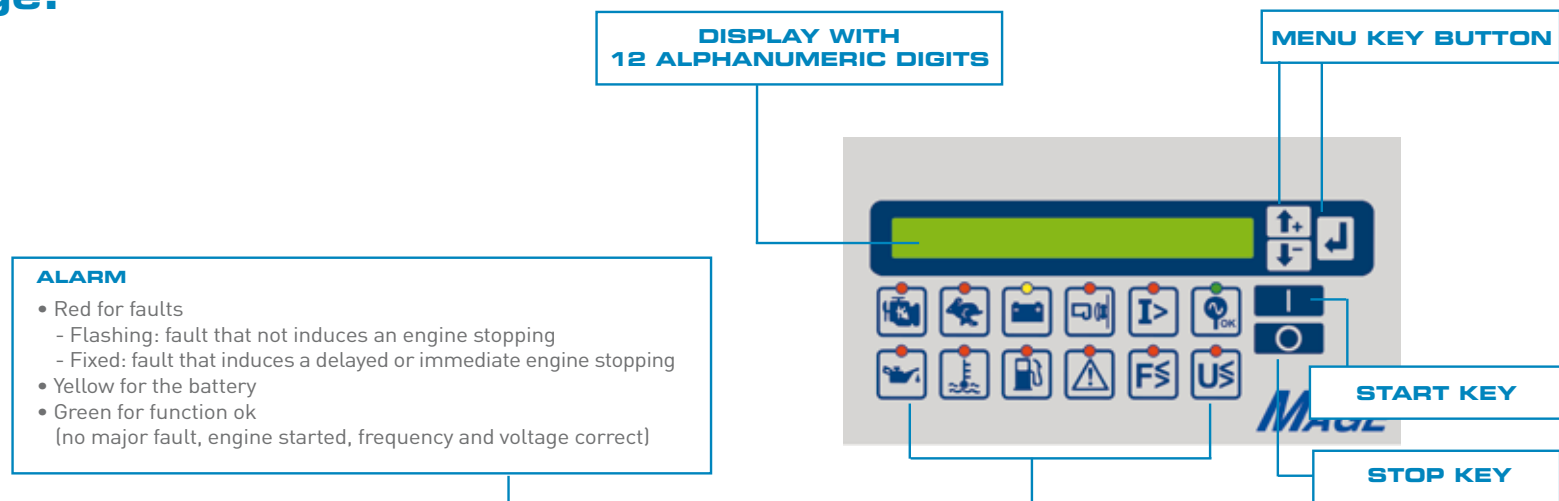
ENVIRONMENTAL CARE

- Powered by low emissions engines
- Noise reduction

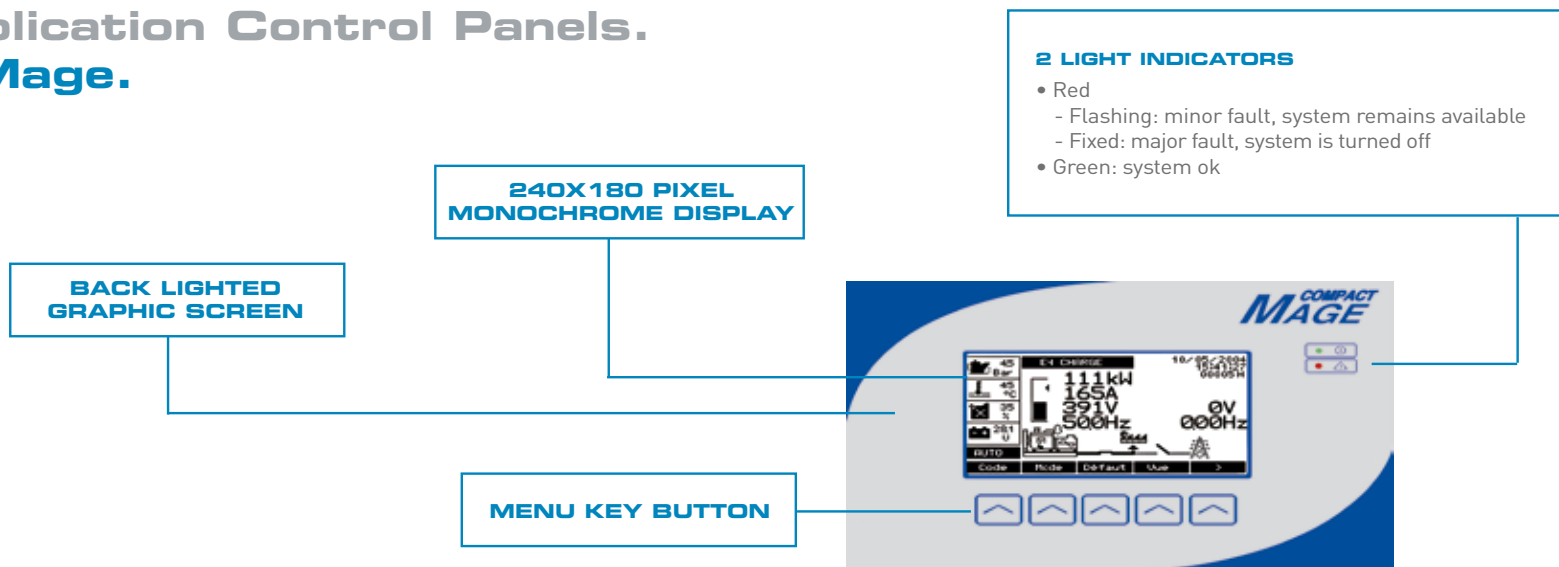
FLEXIBILITY

- Integrated Fuel Tank (N series: 180 lt; C series: 500 lt; V series: 500/1000 lt)

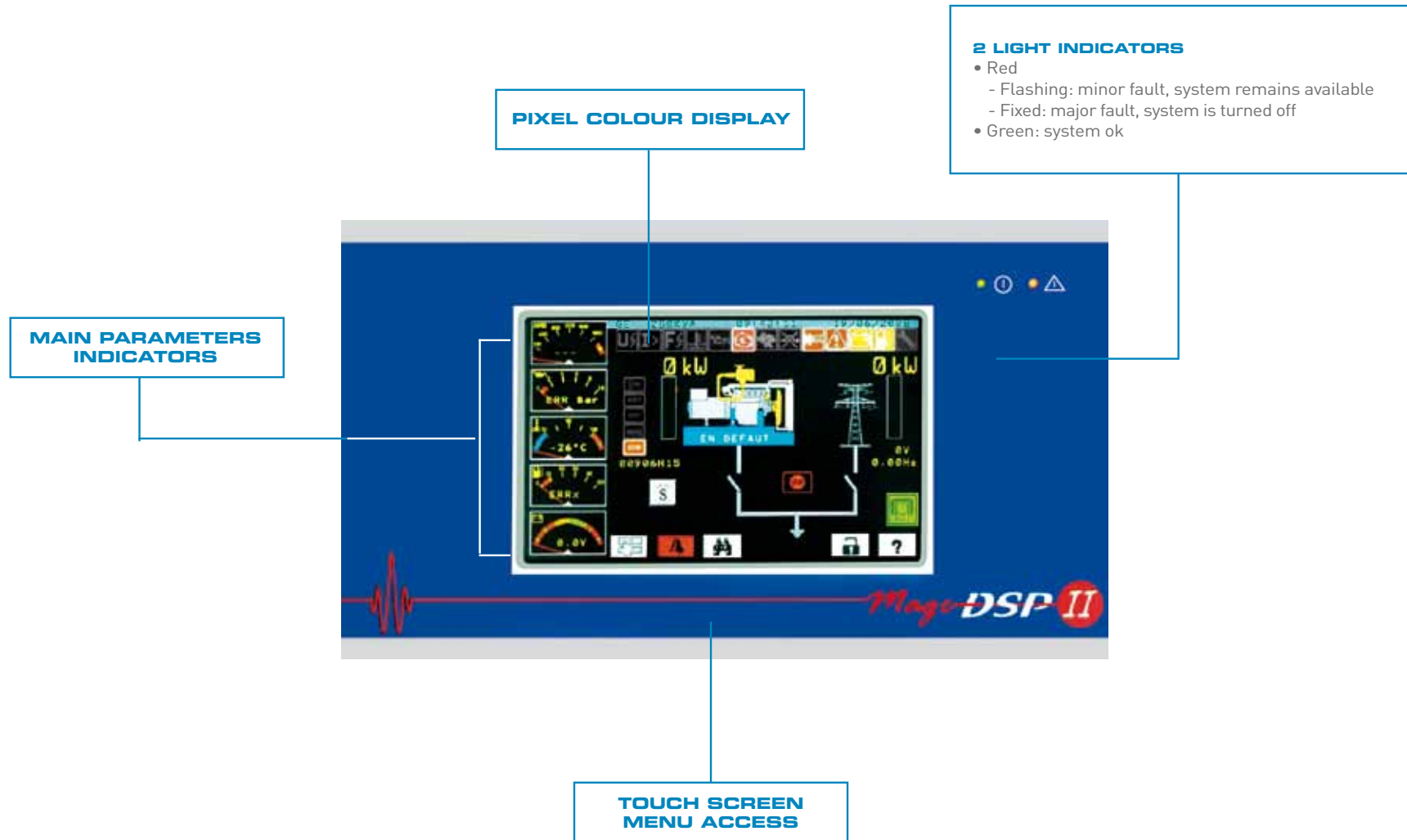
GE/GS Application Control Panels. Manual Mage.



GE/GS Application Control Panels. Compact Mage.



GE/GS Application Control Panels. Mage DSP II.



**At your service everywhere.
Sales and Services.**

FPT counts on a worldwide organization including over 1500 sale & service points able to assist Customers in their purchase and to provide them with engine maintenance and parts.

Thanks to continuous training courses, FPT network is able to provide you with assistance wherever and whenever necessary, supplying only original parts of proven quality.





P4Z01Z002E-02.10



FIAT POWERTRAIN TECHNOLOGIES S.p.A.

Corso Settembrini 167, 10135 - Torino, Italy
Email: press@fptpowertrain.com - www.fptpowertrain.com



POWERING THE FUTURE